

RSF Standard Panel Inserts (Flanged)

Easy-to-install standard flanged panel insert/socket for Thermocouple and RTD circuits that can be mounted with the supplied stainless steel bracket and two screws.

- Glass filled thermoplastic body with original thermocouple material pins and spring loaded inserts
- Polarized pins ensure proper connection
- Easy wire connection through sandwich construction
- Moulded barriers prevent short circuit
- Rugged one body design
- Polarity indication on body
- Stainless steel bracket and screws mounting (supplied)
- Panel cut-out: 12.9mm x 25.5mm (max. 5mm panel thickness)
- ANSI colours also available

Wire Size

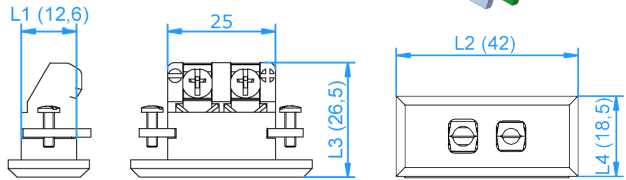
- Accepts wires up to 1.6mm

Temperature Rating

- -50...+220°C Max.

Dimensions

- L1 = 12.6mm
- L2 = 42mm
- L3 = 26.5mm
- L4 = 18.5mm



IEC code	K	J	T	N	E	R/S	B	C	RTD
socket code	RSF-K	RSF-J	RSF-T	RSF-N	RSF-E	RSF-R	RSF-B	RSF-C	RSF-U


RM Standard Aluminium Connector Panels

Aluminium connector panels with 1-24 channel options to suit RSF-style standard flanged panel inserts.

- Suits RSF-style standard panel inserts
- 1, 2, 3, 4, 6, 8, 12, 24 channel panels available
- 1 to 12 channel panels = single row
- 24 channel panels = double row



Rear View Example



Note: inserts/sockets are not included with panels

Note: quoted dimensions have a tolerance of +/- 1mm

number of channels	1	2	3	4	6	8	12	24
dimensions (W x H) mm	31 x 66	69 x 66	88 x 66	107 x 66	145 x 66	184 x 66	260 x 66	260 x 112
panel code	RM01	RM02	RM03	RM04	RM06	RM08	RM12	RM24


RP/RPV/RPH Pre-assembled Standard Thermocouple Connector Panels

Pre-assembled, robust, standard horizontal panel assembly for thermocouple and RTD circuits. Ideal for mounting in control rooms, test stands, laboratory applications, pilot plants etc. Supplied pre-fitted with standard panel inserts.

For use with the following calibration codes: K, J, T, N, E, R/S, B, C, RTD.

Each panel assembly includes: panel, insert/socket(s) and mounting bar. Available as standard horizontal, standard vertical and standard horizontal high temperature.


- Aluminium front panel anodized for full corrosion protection
- All circuits identified with scratchproof numbering
- Stainless steel bar and brass nickel plated screws
- Pre-assembled with panel inserts
- Mounting construction will make it impossible to dislodge insert from panel
- Angled screws on the insert will allow wiring of the panel after mounting
- Flush surface for easy cleaning
- Available as standard horizontal, vertical and horizontal high temperature



Vertical Panel Assembly



Top view showing stainless steel bar and panel inserts



High Temperature Panel Assembly

Contact sales for further information