


PSH Fabricated RTD (Pt100/Pt1000) Sensor with Standard Head (+260°C)
PSHI Mineral Insulated RTD (Pt100/Pt1000) Sensor with Standard Head (+500°C)

Platinum Resistance Thermometers, available with a 4.5mm, 6.0mm or 8.0mm diameter 316 stainless steel probe.

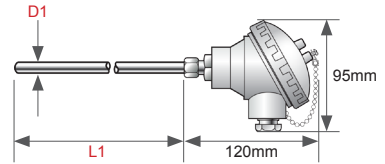
The PSH and PSHI sensors are terminated with an IP67 rated standard (heavy duty) die cast alloy terminal head which has a 20mm x 1.5mm (M20) cable entry. Inside the head is a ceramic terminal block which makes connections to the extension cables very easy. Available as Simplex or Duplex in 2, 3 or 4-wire configurations. A 4~20mA transmitter can be mounted in the terminal head if required.

Supplied as standard with a brass compression fitting attached to the terminal head (stainless steel options available on request).



PSH Fabricated RTD Sensor with Standard Head (+260°C)


The PSH sensor is supplied with a rigid 316 Stainless Steel sheath. Where the design allows, the sensors are powder-filled to protect the element from damage caused by vibration. Suitable for use between -75°C and +260°C.



PSHI Mineral Insulated RTD Sensor with Standard Head (+500°C)

The PSHI mineral insulated sensor is supplied with a 316 Stainless Steel sheath and is suitable for use over a wider temperature range: -75°C to +500°C. The mineral insulated construction allows the sensors to be bent (100mm from tip) and protects the Pt100/Pt1000 element against failure caused by vibration.

- Pt100 or Pt1000 as standard (other elements available)
- 4.5mm, 6.0mm or 8.0mm Ø 316 stainless steel probe
- 2, 3 or 4-wire configuration
- Terminated with IP67 rated standard die cast alloy head (M20 cable entry)
- **PSH:** suitable for use between -75°C and +260°C
- **PSHI:** suitable for use between -75°C and +500°C
- Ex-stock options available



1		sensor type			code				
		Fabricated RTD Pt100 Sensor with Standard Terminal Head			PSH				
		Fabricated RTD Pt1000 Sensor with Standard Terminal Head			PSHK				
		Mineral Insulated RTD Pt100 Sensor with Standard Terminal Head			PSHI				
		Mineral Insulated RTD Pt1000 Sensor with Standard Terminal Head			PSHIK				
2		probe diameter (316 stainless steel) (D1)			code				
		4.5mm			4.5				
		6.0mm			6.0				
		8.0mm			8.0				
3		detector elements - simplex / duplex			code				
		Simplex (1 channel)			S				
		Duplex (2 channels)			D				
4		probe length (mm) (L1)			code				
		As required to suit your application (stock sensors also available)			e.g. 250				
5	wiring configuration	code	6	grade of element	accuracy at 0°C	accuracy at 100°C	code		
	2-wire	2	B	± 0.30°C	± 0.80°C		B		
	3-wire	3	A	± 0.15°C	± 0.35°C		A		
	4-wire (Simplex only)	4	1/3 (Pt100 only)	± 0.08°C	± 0.19°C		1/3		
			1/5 (Pt100 only)	± 0.05°C	± 0.15°C		1/5		
			1/10 (Pt100 only)	± 0.03°C	± 0.12°C		1/10		
7	optional 316 stainless steel compression fitting (to suit probe diameter)			code					
		4.5mm		1/8" BSPT	CF45AS	1/4" BSPT	CF45CS	1/2" BSPT	CF45ES
		6.0mm			CF60AS		CF60CS		CF60ES
		8.0mm			-		CF80CS		CF80ES
8	optional head mounting 4~20mA transmitter (replaces ceramic terminal block)						code		
		Linearised, Head Mounting 4~20mA Transmitter, 24VDC Power Supply, Non-isolated (pre-ranged to suit your requirements)						TXHU (range) Example: TXHU (0/200°C)	

Brass adjustable compression fittings also available. See page 60 for our full range.

See page 83 for a full specification of the TXHU transmitter. Isolated version also available. ATEX versions also available

order code (example)	1	2	3	4	5	6	7	8							
	PSH	-	6.0	-	S	-	100	-	3	-	B	-	CF60CS	-	TXHU (0/200°C)